

# HFS Comment Editor 0.27 Final

Author : Warp  
URL : <http://warp2001.dyndns.org:44792>  
Licence : Freeware, win32asm source code is included

## What is HFS ?

HFS is a **HTTP File Server**.

It is a small and handy program to setup a server on your PC.

You can download HFS at <http://www.rejetto.com/hfs>.

A wiki and a forum is also available.

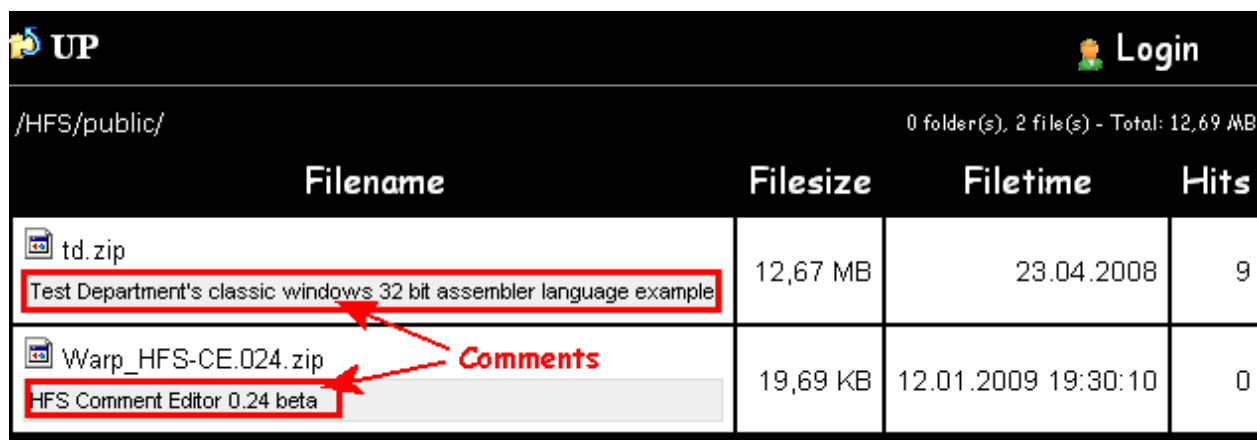
## What is the HFS Comment Editor ?

With HFS it is possible to display a comment for file(s).



The comment is displayed below the filename.

HFS Comment Editor is a tool for HFS to create this comments.

This is how it looks like:



The screenshot shows the HFS web interface. At the top left is the 'UP' logo, and at the top right is a 'Login' button with a user icon. Below the navigation bar, the current directory is '/HFS/public/' and the status is '0 folder(s), 2 file(s) - Total: 12,69 MB'. A table lists the files with columns for 'Filename', 'Filesize', 'Filetime', and 'Hits'. The first file is 'td.zip' (12,67 MB, 23.04.2008, 9 hits) with a comment 'Test Department's classic windows 32 bit assembler language example'. The second file is 'Warp\_HFS-CE.024.zip' (19,69 KB, 12.01.2009 19:30:10, 0 hits) with a comment 'HFS Comment Editor 0.24 beta'. Red arrows point from the word 'Comments' to the comment boxes of both files.

Filename	Filesize	Filetime	Hits
 td.zip Test Department's classic windows 32 bit assembler language example	12,67 MB	23.04.2008	9
 Warp_HFS-CE.024.zip HFS Comment Editor 0.24 beta	19,69 KB	12.01.2009 19:30:10	0

You can create single comments for one file or multiple comments for a bunch of files.

For single comments the program creates a comment file for each file, which is a text file.

If you create a comment for the file [yourfilename.mp3](#) the name of the saved comment file is [yourfilename.mp3.txt](#).

The format of [yourfilename.mp3.txt](#) is the comment you write, for example :

**Punk Music.**

For multiple comments the program creates a comment file for a bunch of files.

In this case the name of the comment file is [hfs.comments.txt](#), which is also a text file

The format of [hfs.comments.txt](#) is the filename followed by the equal character followed by the comment, for example:

**yourfilename1.mp3=Frank Zappa - Bobby Brown**

**yourfilename2.mp3=Dead Kennedys - Kill the poor**

# HFS Comment Editor Help

- Select Folder : Select the folder for which you like to create comment(s).  
The dropdown box contains the frequently used directories.
- Delete : Deletes a frequently used directory from the dropdown box.  
Use this cleanup function just before terminating the program.
- Insert Symbol : Inserts the selected symbol into the text window at the cursor position.
- Insert Custom : Frequently used comments, loaded/saved while starting/terminating the program. The list also grows after loading or saving a comment file.
- Delete : Deletes a frequently used comment from the dropdown box.  
Use this cleanup function just before terminating the program.
- Single Comment : Load/Create single comment files for every file in the selected folder.
- Multiple Comment : Load/Create multiple comments in one textfile for all files in the folder.
- Save Comment(s) : Saves the comment(s). Depends on the selected mode ( Single/Multiple ).
- Backup Comment : Enable/Disable a backup (.BAK) of the old comment file before saving the new. After closing the program you should delete this \*.BAK files.

If you toggle from Single Comment to Multiple Comment or vice versa the content of the text window will be cleared and a comment file will be loaded if available.

You can paste the old content using the context menu (Right-Click inside the text window).

Selecting a file inside the file window in Single Comment mode loads the comment file.

A Right-Click inside the file window opens a popup menu with useful options.

The target for all this options is the text window at the cursor position.

In Single Comment mode you must save the comment before selecting another file.

You can paste the old content using the context menu (Right-Click inside the text window).

The bottom status window displays various messages and the last I/O error.

## Known limitations:

Maximal comment size: ~63000 Bytes.

Clicking in a free area inside the file window hides the selection, which is available but not visible. I don't see a solution for this strange behavior, maybe it is a XP Zune Theme issue.

Your filenames should not contain the equal (=) character ...

Do not edit the file [dir.txt](#) and the file [fuc.txt](#).

If you are not interested in source codes, delete all files except:

[Warp\\_HFS-CE.exe](#)

[Warp\\_HFS-CE.pdf](#)

[dir.txt](#)

[fuc.txt](#)

January 2009

Warp